

# APEXA CORE-1500

APEXA CORE is the next generation of APEXA. As APEXA CORE is equipped with the latest Intel® Core™ and Celeron® processors, it provides superior performance for the retail and hospitality industries. With its sophisticated sense in a modern and contemporary style, APEXA CORE offers fast and easy access to SSD and RAM for convenient upgrades, with plenty of I/O ports to accommodate many options.



Ultra Thin Bezel Screen



Intel's Latest Processors



Easy Upgrades of RAM and SSD



Interface Extension with External I/O Box



Slim, Modern Interior Design



7H Industrial Grade Monitor



Tool-Less MSR Installation



Smart Design Reducing Box Size



# APEXA CORE System

## APEXA CORE

### System

	APEXA CORE TL	APEXA CORE EL	APEXA CORE AP
Processors	Intel® Core™ i5-1135G7 Processor 8M Cache, up to 4.20 GHz Intel® Core™ i3-1115G4 Processor 6M Cache, up to 4.10 GHz	Intel® Celeron® Processor J6412 1.5M Cache, up to 2.60 GHz	Intel® Core™ i5-1235U Processor 12M Cache, up to 4.40 GHz Intel® Core™ i3-1215U Processor 10M Cache, up to 4.40 GHz
Chipset	Intel® Tiger Lake	Intel® Elkhart Lake	Intel® Alder Lake-P
Memory	4GB Standard, DDR4 3200 MT/s, 1 x Socket x SODIMM (Max. 32GB)		4GB Standard, DDR4 3200 MT/s, 1 x Socket x SODIMM (Max. 64GB)
Storage	1. Form Factor NVMe M.2 2242-D2-M (No capacity limit.) 2. Mountable quantity: Up to 2 units can be installed. * Factory Default : NVMe M.2 2242 128GB		
RAID	RAID 0,1	-	RAID 0,1
Operating System	Windows 10 IoT Enterprise LTSC		Windows 10 Version 21H1 or higher
Audio	HD Audio Codec		

### APEXA CORE TL & AP



#### Superior Performance

Intel® Core™ offers the latest Intel® CPU, 11th Gen. Tiger Lake provides enhanced speed and superior performance. It fulfills customers' diverse business environments and needs.

### APEXA CORE EL



#### Powerful Performance

Featuring Intel® Celeron® Elkhart Lake, the latest high performance processors, it can serve customers faster at increased speed with efficiency while improving the customer checkout experience.



## Memory and Storage Replacement

### Fast and Easy Maintenance

RAM and SSD can be replaced directly by opening the rear interface cover of the product. It is convenient to upgrade the POS system, and easy maintenance is also possible.

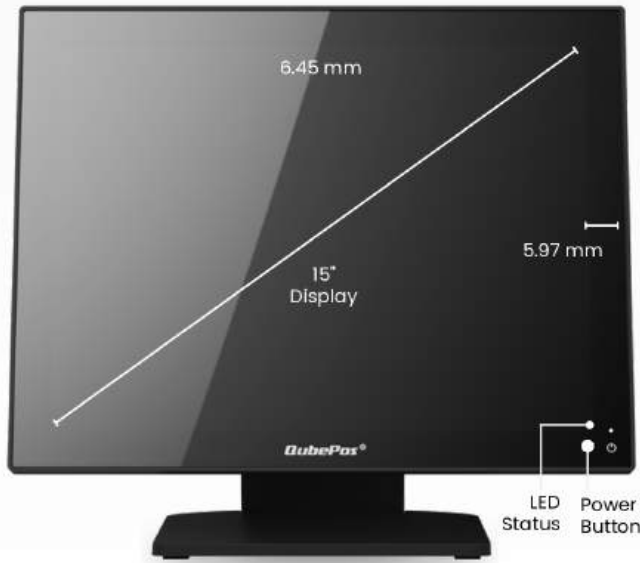


Fast Upgrade



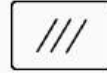
Easy Maintenance

# APEXA CORE Display



## Stylish as well as Strong

7H Industrial-grade touch glass, 300cd/m<sup>2</sup>



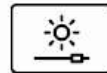
Ultra thin bezel

Compared to APEXA, the bezels on the four sides of the monitor are slimmer, reducing the stiffness of the screen.



7H Industrial grade touch glass

APEXA CORE has improved touch response through the yellow hollow pattern process, with higher resolution and visibility, and higher touch precision and reliability.



300 cd/m<sup>2</sup> brightness

Thanks to the brightness of 300 cd/m<sup>2</sup>, the resolution was improved and the visibility of the ITO yellow pattern process was increased.

### APEXA CORE

#### Display

	APEXA CORE TL-1560	APEXA CORE EL-1560	APEXA CORE AP-1560
Type	15.6" FHD TFT LCD, LED Backlight		
Resolution	1920 X 1080		
Brightness	300 cd/m <sup>2</sup> (typ.)		
Touchscreen	Projected Capacitive Touch, AF		
	APEXA CORE TL-1500	APEXA CORE EL-1500	APEXA CORE AP-1500
Type	15" TFT LCD, LED Backlight		
Resolution	1024 x768		
Brightness	350 cd/m <sup>2</sup> (typ.)		
Touchscreen	Projected Capacitive Touch, AF		

APEXA CORE has improved touch response through the ITO hollow pattern process, with higher resolution and visibility.

#### Scratch Resistant

Reinforcement of Stability by External Impact



#### High Definition

Transparency and Brightness



#### Reinforcement

Higher Precision and Reliability



## APEXA CORE Interface

APEXA CORE			
Interface	APEXA CORE TL-1500 (24V)		APEXA CORE EL-1500 (24V)
Display	2 x Displayport(MiniDP/USB-C Altmode)		
USB	Front 6, Rear 4 6 (4 x USB 2.0, 1 x 24V Powered USB, 1 x 12V Powered USB) 4 (2 x USB 3.0, 1 x USB 2.0, 1 x USB-C)		
Serial	5 (COM1 RJ45 , with 5V / 12V Power Output on 6 Pins, BIOS) (COM2-3 RJ-45 , Full Signal) (COM4 MiniDP, Only TX / RX, 12V Power Output, Reserved for CDP) (COM6 PinHeader, Only TX / RX, 5V Power Output, Reserved for MSR)		
Cash Drawer Port	-		
LAN	1 x Gigabit Ethernet (RJ-45)		
Audio	1 x Line-out		
Power DC-IN	3 Pin DIN Jack		
Extension Slot	2 x M.2 for WIFI / BT, SSD		
Power Supply	Adapter 24V, 2.5A (Normal) / 24V, 6.35A(EXT IO BOX Option)		
	APEXA CORE TL-1500 (12V)	APEXA CORE EL-1500 (12V)	APEXA CORE AP-1500 (12V)
Display	2 x Displayport (MiniDP/USB-C Altmode)		
USB	Front 4, Rear 4 4 (4 x USB 2.0) 4 (2 x USB 3.0, 1 x USB 2.0, 1 x USB-C)	External 8 Rear 4 (USB 3.0 x 2, USB 2.0 x 1, U SB C type x 1) Back 4 (USB 2.0 x 4) Internal 2 (USB 2.0 x 2, Reserved for MSR/SCR)	
Serial	6 (COM1 RJ45 , with 5V / 12V Power Output on 6 Pins, BIOS) (COM2-3 RJ-45 , Full Signal) (COM4 MiniDP, Only TX / RX, 12V Power Output, Reserved for CDP) (COM5, Full Signal) (COM6 PinHeader, Only TX / RX, 5V Power Output, Reserved for MSR)		
Cash Drawer Port	1 x RJ-11 (GPIO Communication)		RJ-12 x 1 (Integrated circuit GPIO)
LAN	1 x Gigabit Ethernet (RJ-45)		
Audio	1 x Line-out		
Power DC-IN	4 Pin DIN Jack		
Extension Slot	M.2 x 2 for WIFI / BT, SSD		
Power Supply	12V, 5A		

\* The product pictures and display contents in the above pages are for illustration purpose only. The actual product effects (including but not limited to appearance, color, size) and screen display contents (including but not limited to background UI pictures) might differ.

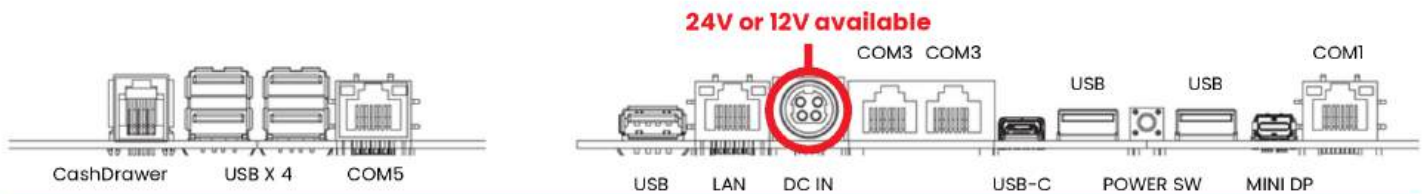
## APEXA CORE Physical & Environmental

### APEXA CORE

#### Physical & Environmental

	APEXA CORE TL-1500	APEXA CORE EL-1500	APEXA CORE AP-1500
Operating Temperature	0 °C ~ 60 °C at 10% to 90% Humidity		
Storage Temperature	-20 °C ~ 80 °C at 10% to 90% Humidity		
Dimensions (L × W × H)	206mm × 372mm × 301mm		
Packing Dimensions (L × w × H)	165mm × 435mm × 485mm		
Net Weight	3.4kg, 7.58lbs		
Packing Weight	4.5kg, 9.92lbs		
Certification	CE, FCC, KC		
Color	Dark Grey, White		

## APEXA CORE I/O Ports



DCIN Voltage		+24V	+12V
USB	USB 2.0	x4	x4
	+24V Powered USB	x1	NO
	+12V Powered USB	x1	NO
Serial	RJ45	NO	X1
Cash Drawer	RJ12	NO	X1

\* The product pictures and display contents in the above pages are for illustration purpose only. The actual product effects (including but not limited to appearance, color, size) and screen display contents (including but not limited to background UI pictures) might differ.

## APEXA CORE Options & Peripherals

APEXA CORE			
Options & Peripherals			
	APEXA CORE TL-1500	APEXA CORE EL-1500	APEXA CORE AP-1500
2nd Displays	9.7" (1024 x 768), 10.1" (1280X800), 15"(1024X768) LCD Display, Optional Touchscreen		
Customer Display	VFD, 20 Columns x 2 Lines		
External IO BOX	Option 1: 12V Powered USB 2.0 x2 / 24V Powered USB 2.0 x1 / RJ45 x 2 (Full Signal) Option 2: 12V Powered USB 2.0 x1 / 24V Powered USB 2.0 x1 / USB 2.0 x 2 / RJ45 x 2 (Full Signal) Option 3 : 12V Powered USB 2.0 x1 / USB 2.0 x 4 / RJ45 x 2 (Full Signal) Option 4 : USB 2.0 x 6 / RJ4S x 2 (Full Signal) One option attachable at a time		
Storage	NVMe M.2 128G		
Magnetic Stripe Reader	Comply with ISO 7811, Support 1 & 2 & 3 Track		
Smart Card Reader	EMV Level 1		
Dallas	Dallas I-button Reader		
Fingerprint	Yes		
Wall Mount Kit	VESA-Compatible, 75 x 75(mm), 100 x 100(mm)		
Serial Conversion Cable	RJ-45 to D-sub 9		
Speaker	2 x 1W (Stereo) (Factory Option)		
WIFI / BT	M.2 for WIFI / BT		
TPM	Support		

\* Specifications may change without prior notice

